

Biotinylated Human CD155/PVR Protein

Cat. No. CD1-HM455B

Description

Source	Recombinant Biotinylated Human CD155/PVR Protein is expressed from HEK293 with His tag and Avi tag at the C-Terminus. It contains Trp21-Asn343.
Accession	P15151-1
Molecular Weight	The protein has a predicted MW of 38 kDa. Due to glycosylation, the protein migrates to 55-70 kDa based on Bis-Tris PAGE result.
Endotoxin	Less than 1EU per µg by the LAL method.
Purity	> 95% as determined by Bis-Tris PAGE > 95% as determined by HPLC

Formulation and Storage

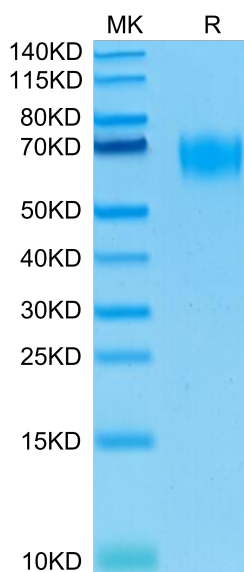
Formulation	Lyophilized from 0.22µm filtered solution in PBS (pH 7.4). Normally 8% trehalose is added as protectant before lyophilization.
Reconstitution	Centrifuge the tube before opening. Reconstituting to a concentration more than 100 µg/ml is recommended. Dissolve the lyophilized protein in distilled water.
Storage	-20 to -80°C for 12 months as supplied from date of receipt. -80°C for 3 months after reconstitution. Recommend to aliquot the protein into smaller quantities for optimal storage. Please minimize freeze-thaw cycles.

Background

CD155 is a cell surface adhesion molecule functioning in tumor cell migration, invasion, and metastasis, and not surprisingly, is also designated as a common tumor-associated antigen. CD155 is also recognized by NK cells to induce their cytotoxicity. CD155 is also commonly referred to as the "poliovirus receptor," or PVR.

Assay Data

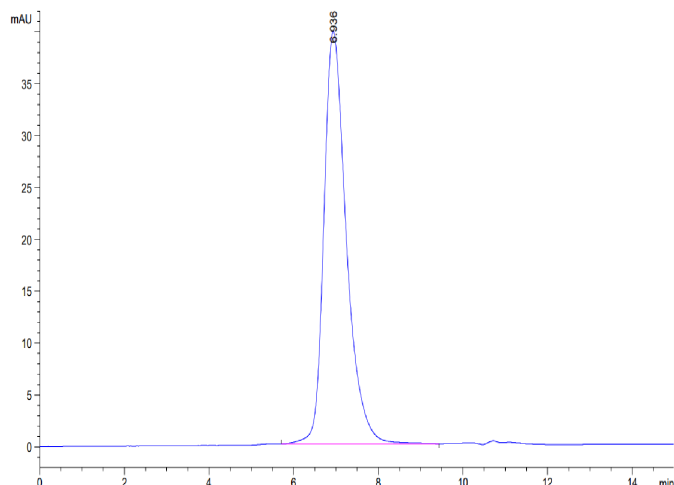
Bis-Tris PAGE



Biotinylated Human CD155 on Bis-Tris PAGE under reduced conditions. The purity is greater than 95%.

SEC-HPLC

Assay Data

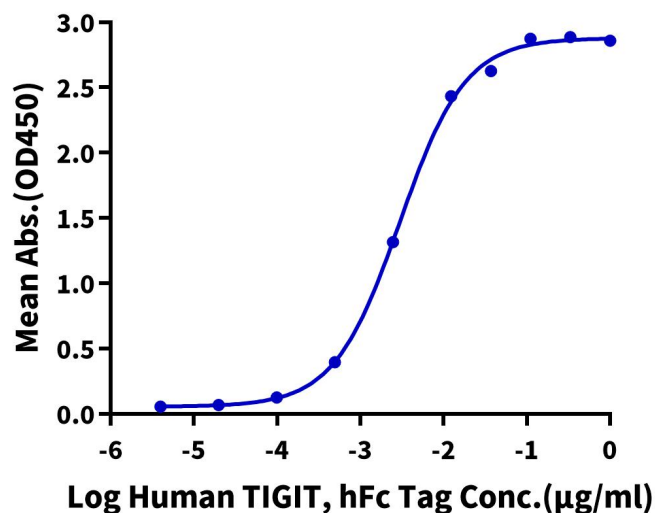


The purity of Biotinylated Human CD155 is greater than 95% as determined by SEC-HPLC.

ELISA Data

Biotinylated Human CD155, His Tag ELISA

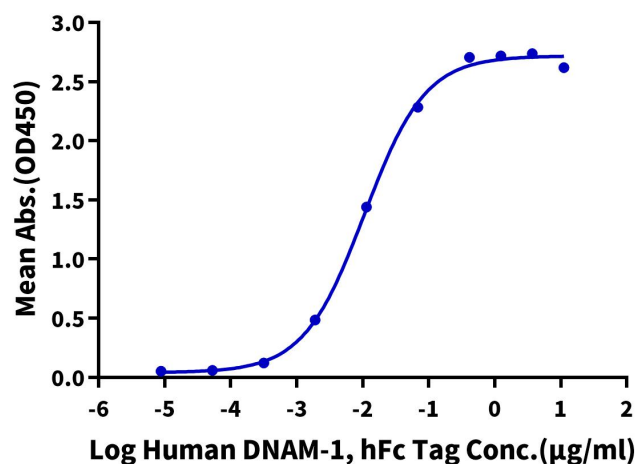
0.1µg Biotinylated Human CD155, His Tag Per Well



Immobilized Biotinylated Human CD155, His Tag at 1µg/ml (100µl/well) on the streptavidin precoated plate (5µg/ml). Dose response curve for Human TIGIT, hFc Tag with the EC50 of 3.0ng/ml determined by ELISA (QC Test).

Biotinylated Human CD155, His Tag ELISA

0.1µg Biotinylated Human CD155, His Tag Per Well



Immobilized Biotinylated Human CD155, His Tag at 1µg/ml (100µl/well) on the plate. Dose response curve for Human DNAM-1, hFc Tag with the EC50 of 10.6ng/ml determined by ELISA.